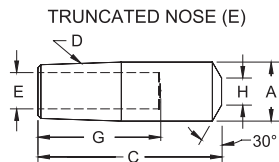


## STRAIGHT ELECTRODES

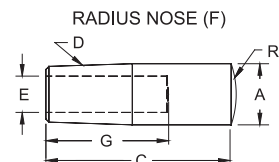
TRUNCATED (E)								
CMW® 28	CMW® 3	CMW® 100	Major Dia. A	Overall Length C	Taper D	Hole Depth G	Face Dia. H	Water Hole Dia. E
Class 1	Class 2	Class 3						
1712	3712	5712	.482	1-1/4	4RW	3/4	3/16	9/32
1713	3713	5713		1-1/2		1		
1715	3715	5715		2		1-1/2		
1717	3717	5717		2-1/2		2		
1718	3718	5718		2-3/4		2-1/4		
1723	3723	5723	.625	1-1/2	5RW	3/4	1/4	3/8
1725	3725	5725		2		1-1/4		
1727	3727	5727		2-1/2		1-3/4		
1729	3729	5729		3		2-1/4		
17218	37218	57218		4		3-1/4		



TRUNCATED NOSE (E)



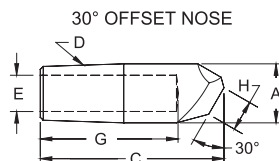
RADIUS (F)								
CMW® 28	CMW® 3	CMW® 100	Major Dia. A	Overall Length C	Taper D	Hole Depth G	Spherical Radius R	Water Hole Dia. E
Class 1	Class 2	Class 3						
1523	3523	5523	.625	1-1/2	5RW	3/4	2	3/8
1525	3525	5525		2		1-1/4		
1527	3527	5527		2-1/2		1-3/4		
1529	3529	5529		3		2-1/4		
15218	35218	55218		4		3-1/4		
1623	3623	5623		1-1/2		3/4		
1625	3625	5625		2		1-1/4		
1627	3627	5627		2-1/2		1-3/4		
1629	3629	5629		3		2-1/4		
16218	36218	56218		4		3-1/4		
1825	3825	5825		2		1-1/4	3	
1829	3829	5829		3		2-1/4		
1925	3925	5925	2	1-1/4	4			
1929	3929	5929	3	2-1/4				



RADIUS NOSE (F)



30° OFFSET								
CMW® 28	CMW® 3	Major Dia. A	Overall Length C	Taper D	Hole Depth G	Face Dia. H	Water Hole Dia. E	
Class 1	Class 2							
16-2491	16-2494	.482	2	4RW	1-1/2	1/4	9/32	
16-2492	16-2495	.625	2-1/2	5RW	2	3/8	3/8	
16-2493	16-2496	.875	3	7RW	2-1/4	1/2	1/2	



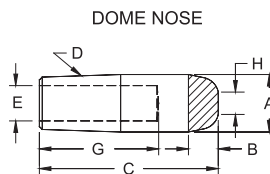
30° OFFSET NOSE



- See page 6 for Metric conversions, & See page 7 for Taper dimensions

## ELKONITE® AND ELKON® FACED STRAIGHT ELECTRODES

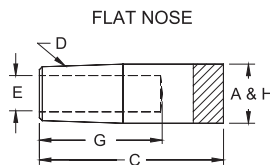
ELKONITE® AND ELKON® DOME NOSE									
Elkonite® 10W3 Face	Elkon® 100M Face	Elkon® 100W Face	Major Dia. A	Nose Length B	Overall Length C	Taper D	Hole Depth G	Face Dia. H	Water Hole Dia. E
611050	811050	911050	.482	3/16	2	4RW	1-1/2	1/8	9/32
612050	812050	912050	.625	1/4		5RW			3/8



DOME NOSE



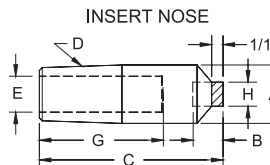
ELKONITE® AND ELKON® FLAT NOSE									
631050	831050	931050	Major Dia. A	Nose Length B	Overall Length C	Taper D	Hole Depth G	Face Dia. H	Water Hole Dia. E
631050	831050	931050	.482	3/16	2	4RW	1-1/2	.482	9/32
632030	832050	932050	.625	1/4	1-1/2	5RW	1	5/8	3/8
632050				2	1-1/2		2		
632070				2-1/2	2		5/8		
16-1353				2-1/2					
633050	833050	933050	.875	1/4	2	7RW	1-1/2	7/8	1/2



FLAT NOSE



ELKON® CENTERED INSERT NOSE									
871050	971050	Major Dia. A	Nose Length B	Overall Length C	Taper D	Hole Depth G	Face Dia. H	Water Hole Dia. E	
871050	971050	.482	3/8	2	4RW	1-1/2	3/16	9/32	
872050	972050	.625	3/8	2	5RW	1-1/4	1/4	3/8	



INSERT NOSE



- Electrodes of other tapers and alloys available upon request. For other ELKONITE® and ELKON® materials see page 5 and for other recommended uses see the chart on page 76. Electrodes faced with material other than those shown on this page are available to special order.