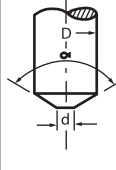





Phone: 800-933-6779

Fax:205-663-3221

Email:sales@nsrw.com

Spot welding galvanized low-carbon steel

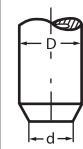

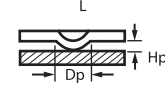
Material Thickness	Electrode Diameter And Shape			Net Electrode Force	Welding Current (Approx.)	Weld Time	Weld Nugget Size	Minimum Tension-Shear Strength	Minimum Weld Spacing	Minimum Contacting Overlap
	D	d	Oc							
Inches	In.	In.	Deg.	Lb.	Amps.	Cycles	In.	Lb.	Inches	Inches
notes 1, 2, & 3	note 4 									
0.022	5/8	3/16	120	300	13000	8	0.15	550	5/8	5/8
0.030	5/8	3/16	120	400	13000	10	0.16	1000	5/8	5/8
0.036	5/8	1/4	120	500	13500	12	0.19	1180	3/4	5/8
0.039	5/8	1/4	120	650	14000	13	0.21	1400	3/4	5/8
0.052	5/8	1/4	120	725	14500	18	0.22	1700	7/8	11/16
0.063	3/4	1/4	120	850	15500	22	0.24	2500	1-1/8	3/4
0.078	3/4	5/16	120	1200	19000	24	0.28	3200	1-1/4	7/8
0.093	3/4	3/8	120	1400	21000	30	0.34	4200	1-1/2	1
0.108	7/8	3/8	120	1750	20000	37	0.40	5900	1-3/4	1-1/8
0.123	7/8	3/8	120	2000	20000	42	0.48	7200	2	1-1/8

NOTES:

1. Material must be free from dirt, grease, paint etc. prior to welding, but may have light oil.
2. Two equal metal thicknesses of each gage.
3. Commercial coating weight is 1.25 oz. per square foot.
4. Electrode Material-RWMA Group A, Class 2. CMW® 3.
5. Water Cooling: 2 gallons per minute.

Projections should be larger in diameter for galvanized than for uncoated material.

Projection welding galvanized low-carbon steel

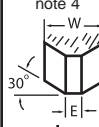


Material Thickness	Electrode Diameter And Shape			Net Electrode Force	Welding Current (Approx.)	Weld Time	Weld Nugget Size	Minimum Tension-Shear Strength	Projection Size	
	D	d							Diameter	Height
Inches	In.	In.	Lb.	Amps.	Cycles	In.	Lb.	In.	In.	
notes 1, 2, & 3	note 4 							(For Single Projections Only)		
0.039	5/8	3/8	250	10000	15	0.15	925	0.187	0.041	
0.063	5/8	7/16	400	11500	20	0.25	2050	0.218	0.048	
0.078	3/4	1/2	550	16000	25	0.25	2700	0.250	0.054	
0.093	3/4	1/2	750	16000	30	0.30	4300	0.250	0.054	
0.108	7/8	1/2	950	22000	33	0.31	4900	0.250	0.054	

NOTES:

1. Material must be free from dirt, grease, paint etc. prior to welding, but may have light oil.
2. Two equal metal thicknesses of each gage.
3. Commercial coating weight is 1.25 oz. per square foot.
4. Electrode Material-RWMA Group A, Class 2. CMW® 3.
5. Pressure-tight joints require stripping the zinc coating prior to welding.
6. Nominal electrode diameter ranges between 8 to 10 inches.

From American Welding Society "Recommended Practices for Resistance Welding."

Seam welding galvanized low-carbon steel

Material Thickness	Electrode Width And Shape			Net Electrode Force	Welding Current (Approx.)	Weld Time		Welding Speed	Welds Per Inch	Minimum Contacting Overlap
	W	E				Heat Time	Cool Time			
Inches	In.	In.	Lb.	Amps.	Cycles	Cycles	In./Min.	W/In.	Inches	
notes 1, 2, & 3	note 4 									
0.015	3/8	1/4	900	15000	2	2	120	7.5	3/8	
0.036	1/2	1/4	1100	18000	4	2	60	10.0	1/2	
0.039	1/2	1/4	1200	19000	4	3	60	9.0	1/2	
0.052	1/2	1/4	1350	20000	5	1	90	7.0	9/16	
0.063	1/2	5/16	1500	19800	8	2	54	7.0	5/8	
0.078	5/8	5/16	1850	23000	10	7	30	7.0	11/16	