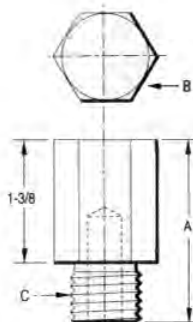
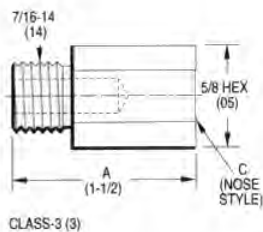


Tuffaloy threaded tips

Key to Description
for following charts

5100-11-C

5 = Threaded Electrode
100 = Hex Size
11 = Thread Size
C = Nose



FLAT ELECTRODES

A Overall Length	B Tip Dia. (Hex)	C Male Thread	Description
2	1	5/8-11	5100-11-C
	1	5/8-18	5100-18-C
	1	3/4-101	5100-10-C
	1-1/4	3/4-10	5125-10-C

BUILD AN ORDERING CODE

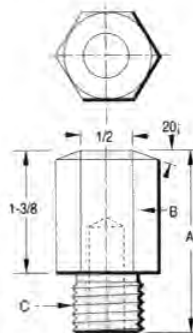
Example: 3 05 12-14-C

Class Alloy	Hex Size	Overall Length 'A' 1/8" Increments	Thread Size	Nose Style
Class 2	1/2"	6	*	B C E F
		7		
		8		
		9		
		10		
		11		
Class 3	5/8"	12		
		13		
		14		
ZIRCONIUM Alloy (Z)	1-1/4"	15		
		16		
		17		
		18		
		19		
		20		

*Metric Threads Available.

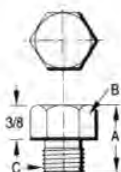
TRUNCATED ELECTRODES

A Overall Length	B Tip Dia. (Hex)	C Male Thread	Description
2	1	5/8-11	5100-11-E
	1	5/8-18	5100-18-E
	1	3/4-10	5100-10-E
	1-1/4	3/4-10	5125-10-E



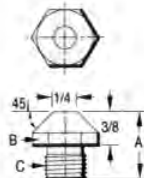
'C' NOSE ELECTRODES

A Overall Length	B Tip Dia. (Hex)	C Male Thread	Description
3/4	5/8	7/16-14	5062-14-C
3/4	5/8	3/8-16	5062-16-C



'E' NOSE ELECTRODES

A Overall Length	B Tip Dia. (Hex)	C Male Thread	Description
3/4	5/8	7/16-14	5062-14-E

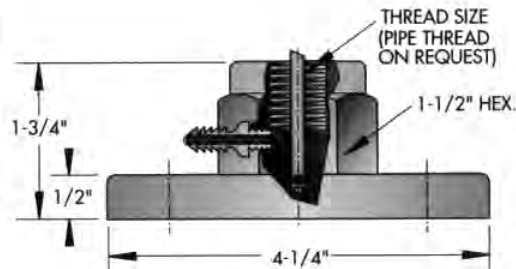
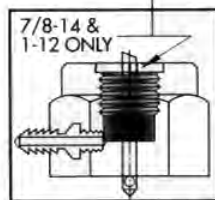


THREADED PM HOLDERS

Thread Size	Size 1	Size 2
5/8-11	350-4580	350-4590
3/4-10	350-4581	350-4591
7/8-14	350-4582	350-4592
1-12	350-4583	350-4593

See adapters page 18

This Style Only.



PAGE 14